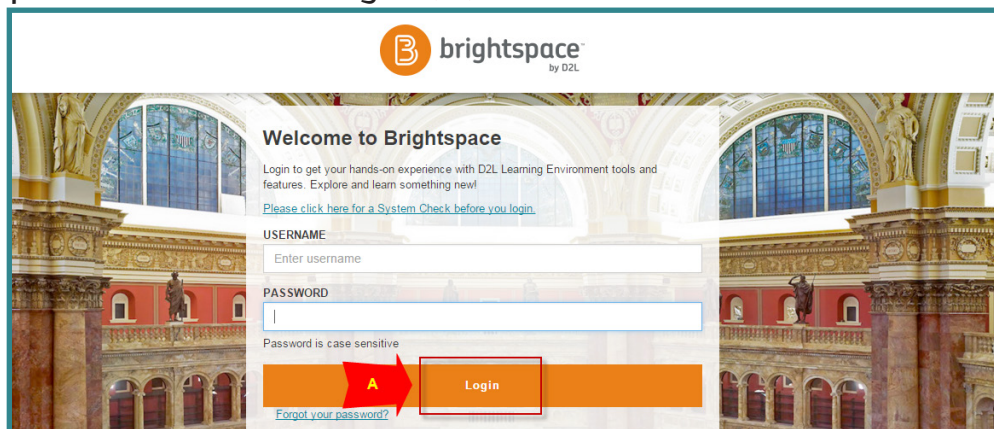


# Achieve the best results at the best price.

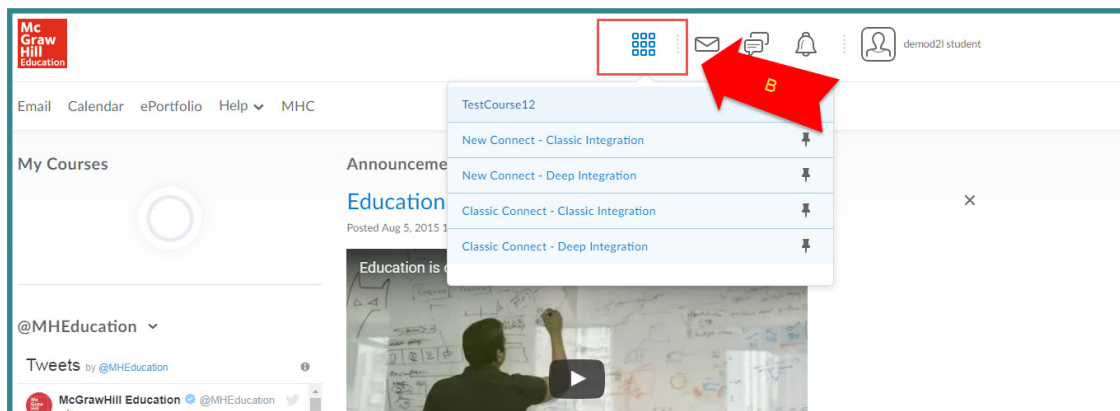
With access to Connect, you also get the option to purchase a loose-leaf version of your course text in full color.

Prices start at \$25 and shipping is free!

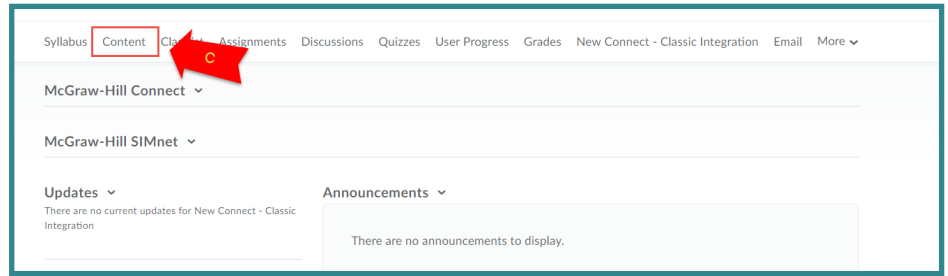
Step 1: To get started, enter your D2L username and password. Click Login (A).



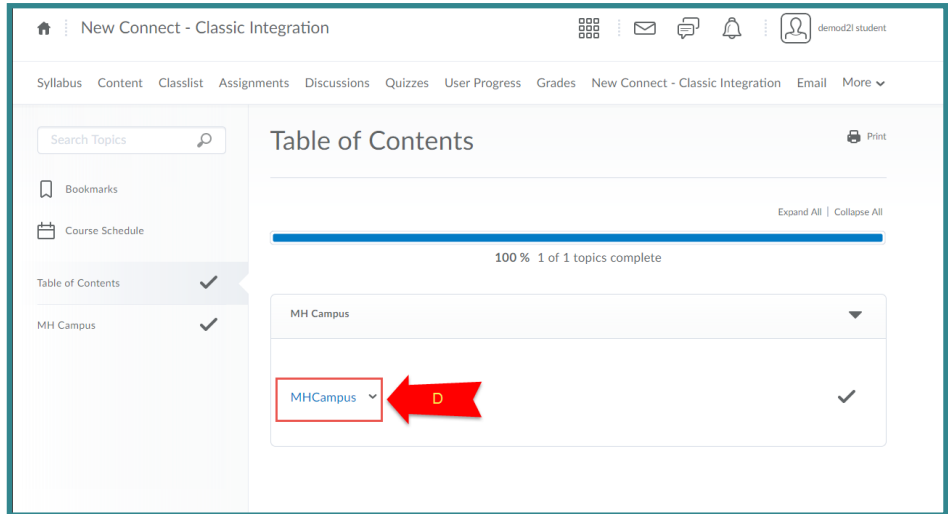
Step 2: Under Select a course, locate and click on your course name (B).



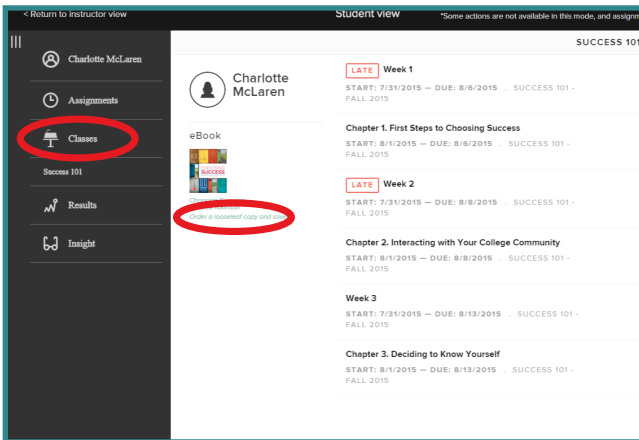
**Step 3:** Once in your course, locate and select Content (C).



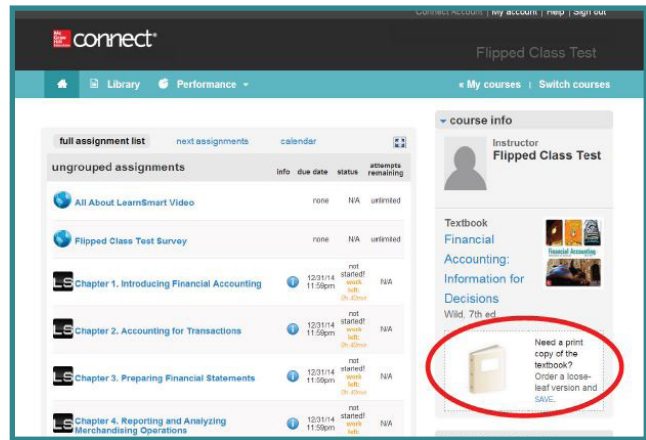
**Step 4:** Locate and click on the McGraw-Hill Campus link (D).



**Step 5:** Depending on which course you're taking, your Connect interface will look one of two ways. Follow the directions under the screenshot that matches your section home page.



Find the looseleaf upgrade link by navigating to your section homepage via the **Classes** tab. It is located below the eBook and labeled *Order a looseleaf copy and save*.



Look for the looseleaf upgrade option in these three locations:  
 1. Section home page  
 2. Library tab  
 3. Within the eBook



Because learning changes everything.™

**Need additional help? Contact our Customer Experience Group:  
 Visit [mhhe.com/support](http://mhhe.com/support)  
 Call (800) 331-5094**